

# PC817X

## High Density Mounting Type Photocoupler

\* Lead forming type (I type) and taping reel type (P type) are also available. (PC817XI/PC817XP)

\*\* TÜV (VDE0884) approved type is also available as an option. (approved name: PC817)

### ■ Features

1. Current transfer ratio (CTR:MIN. 50% at  $I_F=5\text{mA}$ ,  $V_{CE}=5\text{V}$ )
2. High isolation voltage between input and output ( $V_{\text{iso (rms)}}:5\text{kV}$ )
3. Compact dual-in-line package
4. Recognized by UL, file No. E64380 (model No. PC817)

### ■ Applications

1. OA equipment
2. Copiers
3. Home appliances

### ■ Absolute Maximum Ratings

( $T_a=25^\circ\text{C}$ )

	Parameter	Symbol	Rating	Unit
Input	Forward current	$I_F$	50	mA
	*1 Peak forward current	$I_{FM}$	1	A
	Reverse voltage	$V_R$	6	V
	Power dissipation	P	70	mW
Output	Collector-emitter voltage	$V_{CEO}$	35	V
	Emitter-collector voltage	$V_{ECO}$	6	V
	Collector current	$I_C$	50	mA
	Collector power dissipation	$P_C$	150	mW
	Total power dissipation	$P_{\text{tot}}$	200	mW
	*2 Isolation voltage	$V_{\text{iso (rms)}}$	5	kV
	Operating temperature	$T_{\text{opr}}$	-30 to +100	$^\circ\text{C}$
	Storage temperature	$T_{\text{stg}}$	-55 to +125	$^\circ\text{C}$
	*3 Soldering temperature	$T_{\text{sol}}$	260	$^\circ\text{C}$

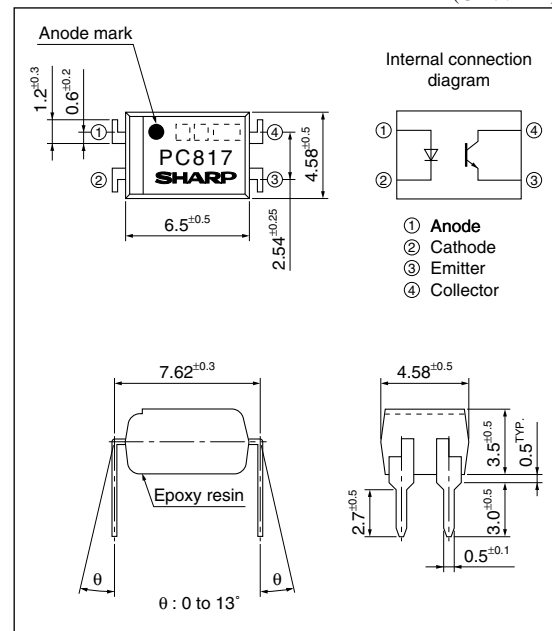
\*1 Pulse width $\leq 100\mu\text{s}$ , Duty ratio:0.001

\*2 40 to 60%RH, AC for 1 minute

\*3 For 10s

### ■ Outline Dimensions

(Unit : mm)



■ Electro-optical Characteristics

( $T_a=25^{\circ}\text{C}$ )

Parameter	Symbol	Conditions	MIN.	TYP.	MAX.	Unit	
Input	Forward voltage	$V_F$		1.2	1.4	V	
	Peak forward voltage	$V_{FM}$		-	3.0	V	
	Reverse current	$I_R$		-	10	$\mu\text{A}$	
	Terminal capacitance	$C_t$		30	250	pF	
Output	Collector dark current	$I_{CEO}$		-	100	nA	
	Collector current	$I_C$		2.5	30.0	mA	
Transfer characteristics	Collector-emitter saturation voltage	$V_{CE(sat)}$		0.1	0.2	V	
	Isolation resistance	$R_{ISO}$		$5 \times 10^{10}$	$10^{11}$	$\Omega$	
	Floating capacitance	$C_f$		0.6	1.0	pF	
	Cut-off frequency	$f_c$		-	80	kHz	
	Response time	Rise time	$t_r$		4	18	$\mu\text{s}$
		Fall time	$t_f$		3	18	$\mu\text{s}$

■ Rank Table

( $I_F=5\text{mA}$ ,  $V_{CE}=5\text{V}$ ,  $T_a=25^{\circ}\text{C}$ )

Model No.	Rank mark	$I_C$ (mA)
PC817X	A, B, C, D or no mark	2.5 to 30.0
PC817X1	A	4.0 to 8.0
PC817X2	B	6.5 to 13.0
PC817X3	C	10.0 to 20.0
PC817X4	D	15.0 to 30.0
PC817X5	A or B	4.0 to 13.0
PC817X6	B or C	6.5 to 20.0
PC817X7	C or D	10.0 to 30.0
PC817X8	A, B or C	4.0 to 20.0
PC817X9	B, C or D	6.5 to 30.0
PC817X0	A, B, C or D	4.0 to 30.0

Fig.1 Forward Current vs. Ambient Temperature

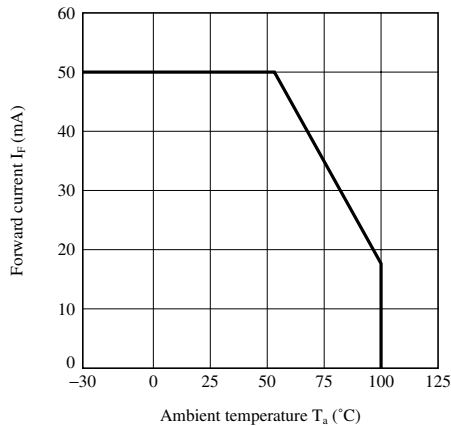


Fig.2 Collector Power Dissipation vs. Ambient Temperature

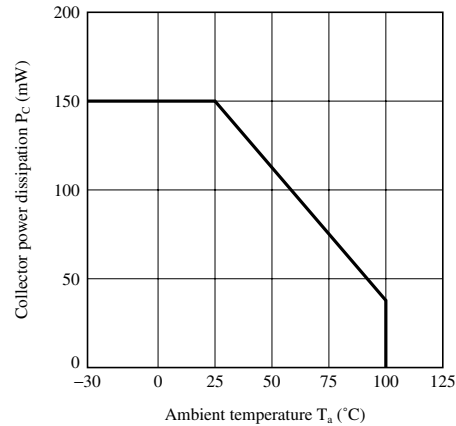


Fig.3 Peak Forward Current vs. Duty Ratio

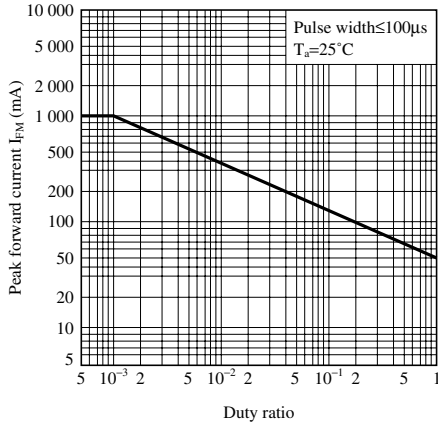


Fig.4 Current Transfer Ratio vs. Forward Current

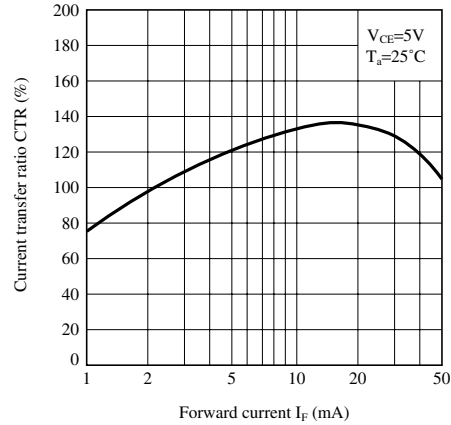


Fig.5 Forward Current vs. Forward Voltage

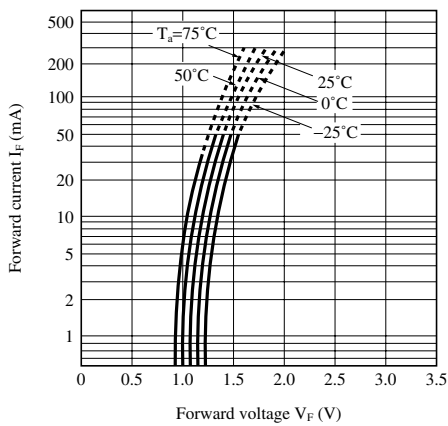


Fig.6 Collector Current vs. Collector-emitter Voltage

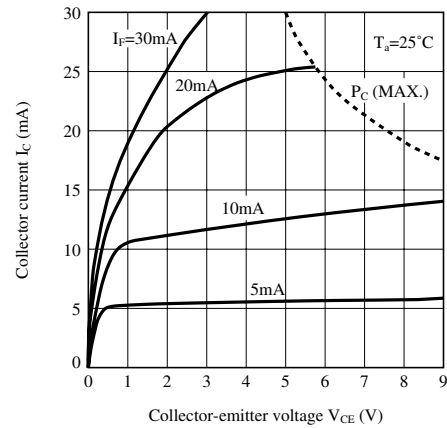


Fig.7 Relative Current Transfer Ratio vs. Ambient Temperature

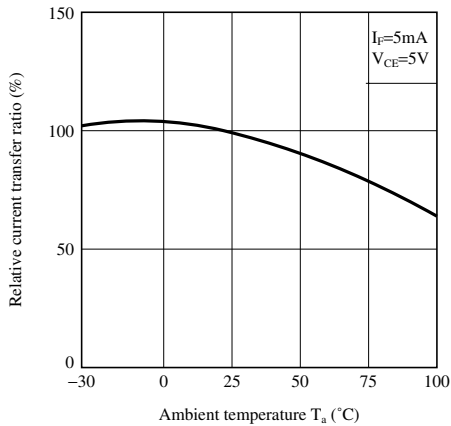
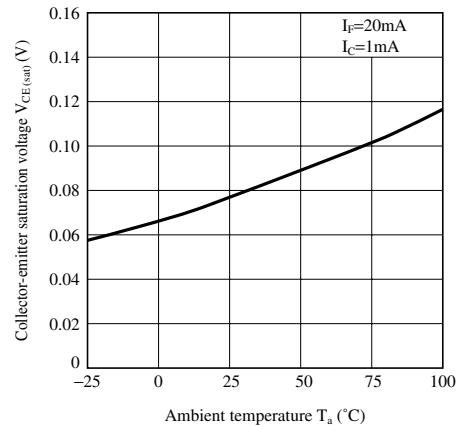
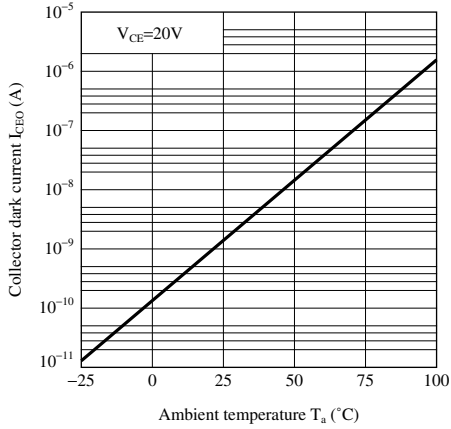


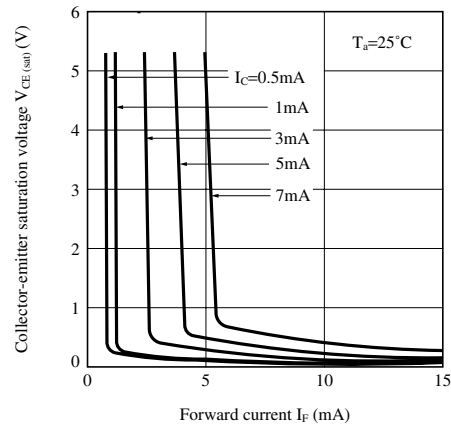
Fig.8 Collector-emitter Saturation Voltage vs. Ambient Temperature



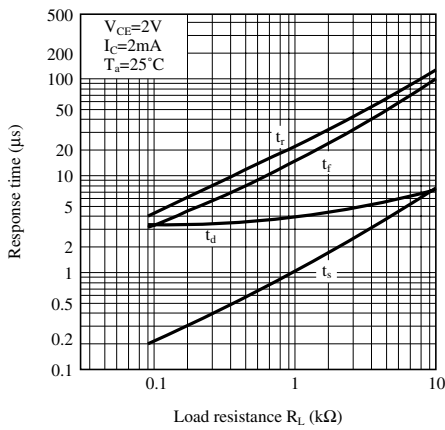
**Fig.9 Collector Dark Current vs. Ambient Temperature**



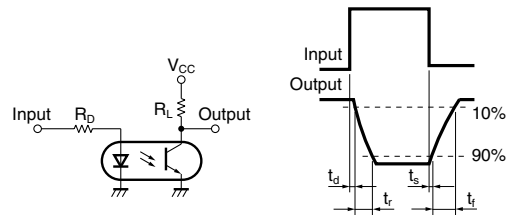
**Fig.10 Collector-emitter Saturation Voltage vs. Forward Current**



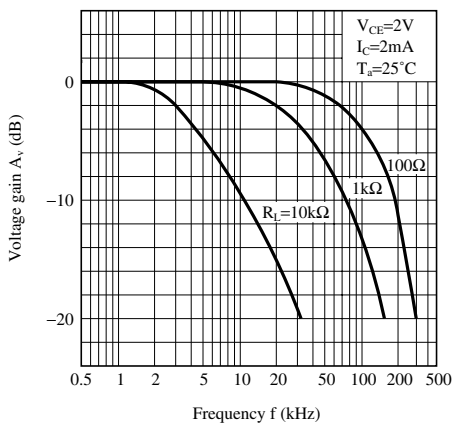
**Fig.11 Response Time vs. Load Resistance**



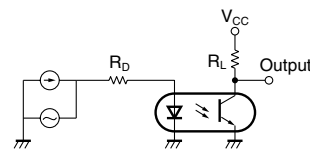
**Test Circuit for Response Time**



**Fig.12 Frequency Response**



**Test Circuit for Frequency Response**



**SPECIFICATIONS ARE SUBJECT TO CHANGE WITHOUT NOTICE.**

Suggested applications (if any) are for standard use; See Important Restrictions for limitations on special applications. See Limited Warranty for SHARP's product warranty. The Limited Warranty is in lieu, and exclusive of, all other warranties, express or implied. ALL EXPRESS AND IMPLIED WARRANTIES, INCLUDING THE WARRANTIES OF MERCHANTABILITY, FITNESS FOR USE AND FITNESS FOR A PARTICULAR PURPOSE, ARE SPECIFICALLY EXCLUDED. In no event will SHARP be liable, or in any way responsible, for any incidental or consequential economic or property damage.

---

# SHARP®

## **NORTH AMERICA**

---

SHARP Microelectronics of the Americas  
5700 NW Pacific Rim Blvd.  
Camas, WA 98607, U.S.A.  
Phone: (1) 360-834-2500  
Fax: (1) 360-834-8903  
Fast Info: (1) 800-833-9437  
www.sharpsma.com

## **EUROPE**

---

SHARP Microelectronics Europe  
Division of Sharp Electronics (Europe) GmbH  
Sonninstrasse 3  
20097 Hamburg, Germany  
Phone: (49) 40-2376-2286  
Fax: (49) 40-2376-2232  
www.sharpsme.com

## **JAPAN**

---

SHARP Corporation  
Electronic Components & Devices  
22-22 Nagaike-cho, Abeno-Ku  
Osaka 545-8522, Japan  
Phone: (81) 6-6621-1221  
Fax: (81) 6117-725300/6117-725301  
www.sharp-world.com

## **TAIWAN**

---

SHARP Electronic Components  
(Taiwan) Corporation  
8F-A, No. 16, Sec. 4, Nanking E. Rd.  
Taipei, Taiwan, Republic of China  
Phone: (886) 2-2577-7341  
Fax: (886) 2-2577-7326/2-2577-7328

## **SINGAPORE**

---

SHARP Electronics (Singapore) PTE., Ltd.  
438A, Alexandra Road, #05-01/02  
Alexandra Technopark,  
Singapore 119967  
Phone: (65) 271-3566  
Fax: (65) 271-3855

## **KOREA**

---

SHARP Electronic Components  
(Korea) Corporation  
RM 501 Geosung B/D, 541  
Dohwa-dong, Mapo-ku  
Seoul 121-701, Korea  
Phone: (82) 2-711-5813 ~ 8  
Fax: (82) 2-711-5819

## **CHINA**

---

SHARP Microelectronics of China  
(Shanghai) Co., Ltd.  
28 Xin Jin Qiao Road King Tower 16F  
Pudong Shanghai, 201206 P.R. China  
Phone: (86) 21-5854-7710/21-5834-6056  
Fax: (86) 21-5854-4340/21-5834-6057

### **Head Office:**

No. 360, Bashen Road,  
Xin Development Bldg. 22  
Waigaoqiao Free Trade Zone Shanghai  
200131 P.R. China  
Email: smc@china.global.sharp.co.jp

## **HONG KONG**

---

SHARP-ROXY (Hong Kong) Ltd.  
3rd Business Division,  
17/F, Admiralty Centre, Tower 1  
18 Harcourt Road, Hong Kong  
Phone: (852) 28229311  
Fax: (852) 28660779  
www.sharp.com.hk

### **Shenzhen Representative Office:**

Room 13B1, Tower C,  
Electronics Science & Technology Building  
Shen Nan Zhong Road  
Shenzhen, P.R. China  
Phone: (86) 755-3273731  
Fax: (86) 755-3273735